

FISH CLEANING STATION

Overview

The Fish Cleaning Station is the most efficient fish cleaning station available. It turns fish waste into small particles that can easily be flushed away. The self-contained unit uses a powerful HYDRO dual-shafted grinder to shred solids, such as fish parts, cans, plates, utensils and fishing lures. This prevents clogging and provides protection of downstream equipment. The Fish Cleaning Station is clean, cost effective and reliable.



Improve Your Park & Recreation Facility

The Fish Cleaning Station is an excellent way to provide a pleasant park experience for residents and visitors. Fishermen enjoy the ease and convenience of our Fish Cleaning Station. Best of all, long-lasting Monster equipment is reliable, and requires little maintenance. Grind it up, flush it down!

Features & Benefits

Ease and Flexibility of Installation

- Complete system — pre-plumbed and pre-wired. Install indoors or outdoors. Optional lockable winter cover.
- Designed to be accessible. Meets ADA Standards.

HYDRO Grinder

- Dual-shafted grinder reduces solids to small particles to prevent clogging and to protect downstream equipment. Low-speed operation results in high torque and less interruptions.
- Two powerful banks of cutters grab and shred fish parts, plastic utensils, weights, lines and more.
- Pull-out stand for easy grinder access.

Spray Wash System

- Two easy to reach spray wands. Five programmable swirlspray nozzles. Meets the highest standards of National Sanitation Foundation®.

Cutting Boards

- Both sides of table with stain-resistant, self-draining polyethylene UHMW cutting boards.

Inlet Safety Guard

- Sized for safety and prevention of user access to the grinder.


Automated Control Panel

- Start, stop and timer system accessible from either end of table.
- Jam prevention system: grinder will stop, reverse rotation of cutters then resume forward rotation. If the object does not pass through the unit, an alarm will illuminate or sound indicating maintenance is required.



Operation

1. User presses the 'Start' button and the grinder and spray wash system activate for a pre-programmed length of time.
2. Wet or dry solids enter the HYDRO dual-shafted grinder via the inlet.
3. Solids pass through the cutters and are reduced to a small particle size.
4. The ground material is flushed to the local sewer system. Solids pose no threat to downstream pumps.



Materials of Construction

Table: 14-gauge stainless steel.

Grinder Cutters: Heat treated alloy steel, surface ground for uniformity and through-hardened.


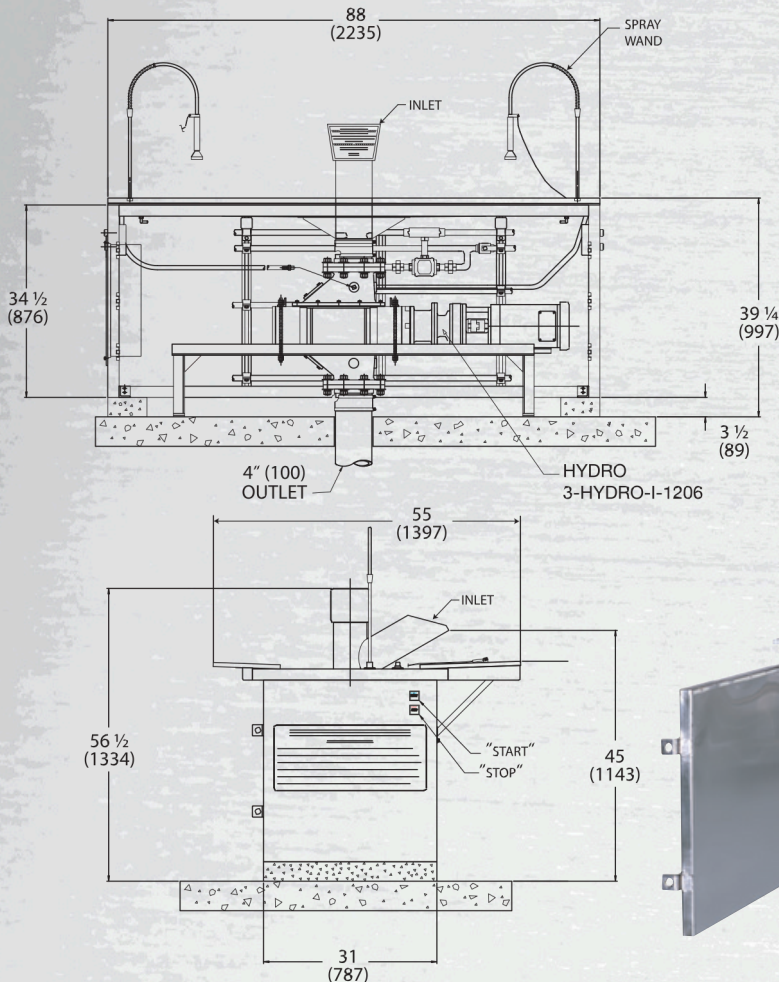
Seal Faces: Tungsten carbide / tungsten carbide.

Plumbing: Includes pressure type vacuum breaker, solenoid actuated water valve and shut-off valve.

Freeze Protection (Optional): Heat wrapped copper plumbing and lockable steel winter cover.



Specially designed three tooth cutters are used with the Fish Cleaning Station.



For Inquiries, Contact:

HAHN
Equipment

5636 Kansas
Houston, TX 77007
713-868-3255
sales@hahnequipment.com

JWC
Environmental®
A Sulzer Brand

Headquarters
2850 Red Hill Ave., Suite 125
Santa Ana, CA 92705 USA
toll free: 800.331.2277
phone: 949.833.3888
fax: 949.833.8858
email: jwce@jwce.com

www.jwce.com